


Create your own Maya inscription activity - Grades K-12

Instructions:


1. Calculate today's date in the Maya calendar at http://research.famsi.org/date_mayaLC.php. You will only use the Tzolk'in and Haab elements of the calendar, placing them in the top two blocks (Blocks A1 and B1).
2. If you feel comfortable doing so, translate the name of your school or location into Maya glyphs using the syllabary and place the result in Block A2. If not, you can skip this step and place the subsequent glyphs one position ahead of what the following instructions indicate.
3. Have students choose from one of the two verbs on page 3 (Numbers 4 and 5) and place it in Block B2. Number 4 is *aktaj* "danced" and Number 5 is *pitzaj* "played ball." In Mayan, the verb comes before the subject and object.
4. Students will choose one title, either *Ix* "Lady," *Ajaw* "Lord," or *ch'ok* "sprout/young person" and place it in Block A3. These are the final three glyphs on page 4.
5. Students will choose one creature as their name and place it in Block B3: *xok* "shark," *mo'* "macaw," *zotz'* "bat," or *bahlam* "jaguar." These are the first four glyphs on page 4.

The attached PowerPoint provides more context and images to accompany the activity, or if students could benefit from more detailed explanations.

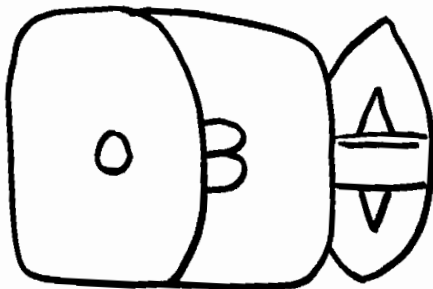
Block A1: Tzolk'in	Block B1: Haab
Block A2: Location	Block B2: Verb
Block A3: Title	Block B3: Name




1.



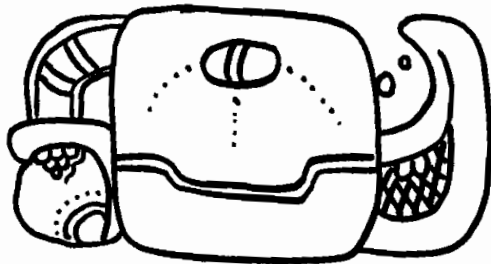
2.



3.



4.



5.

